

CONTINUITY TESTER KIT

Thank you for your purchase of the Continuity Tester Kit. Please read this manual in it's entirety before using.

SAFETY PRECAUTIONS

Before using this detector, please read the following safety precautions in detail. Be sure to keep these instructions so that it can be consulted when necessary in the future.

WARNING

This is not suitable for children under 8 years old. It contains small parts and is strictly forbidden to swallow.

BATTERY

*After removing the battery from the tester, please store it in a safe place beyond the reach of children to prevent accidental ingestion.

*Do not let children touch batteries: In case of swallowing, please seek medical treatment immediately.

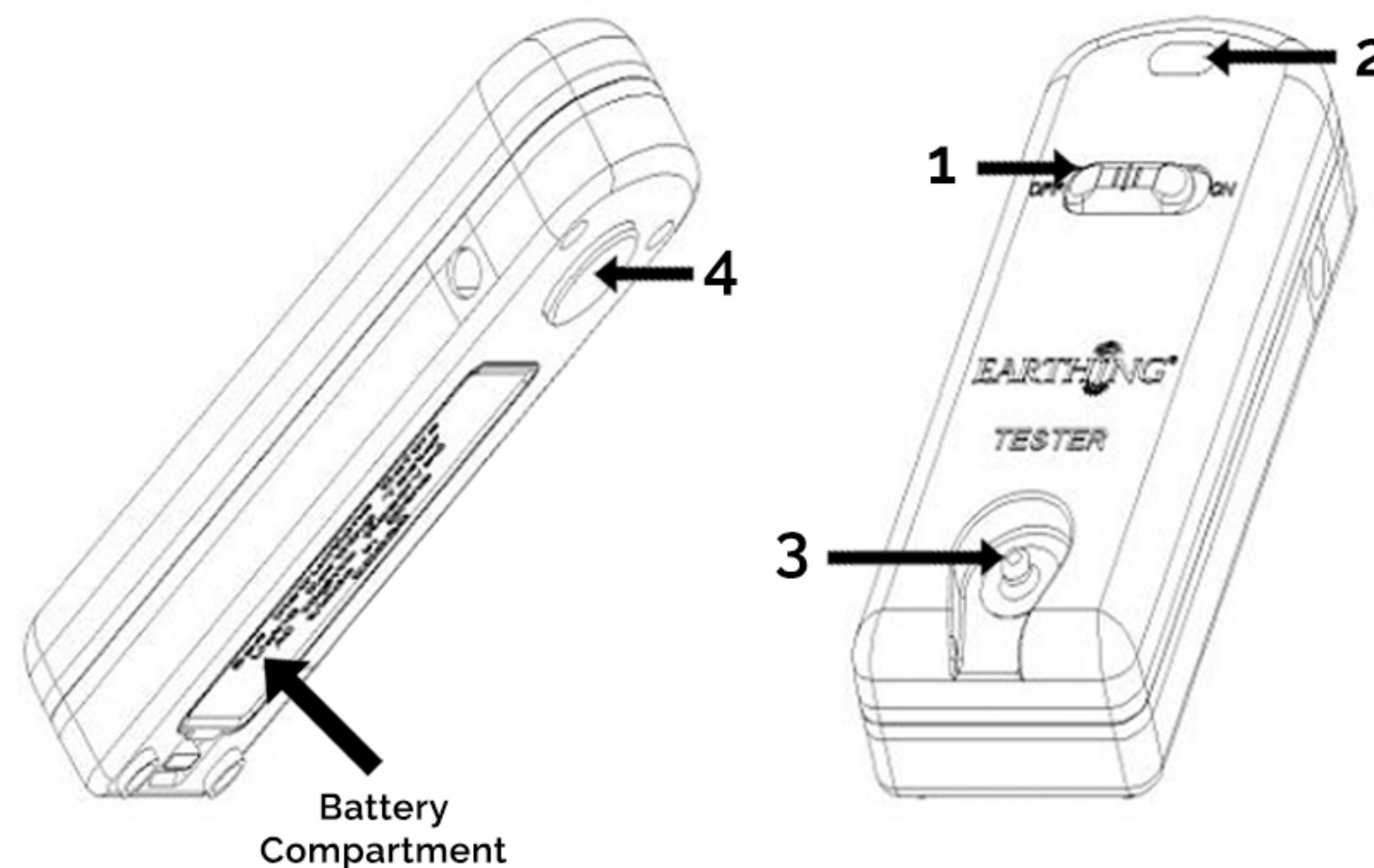
*Do not charge batteries, disassemble batteries or short-circuit them. Do not heat and burn batteries directly.

*The improper use of batteries will cause

leakage of batteries, which will damage the surrounding parts and risk fire, injury, or accidents.

CHECK THE TESTER

*Before inspection, open the tester's battery cover and load two AAA batteries according to the positive and negative signs in the battery bin. Once installed, replace the battery cover properly.



*Slide the switch **#1** from OFF position to ON position.

*The LED **#2** will flash green once, then goes off. This indicates that the tester is good and in proper working order.

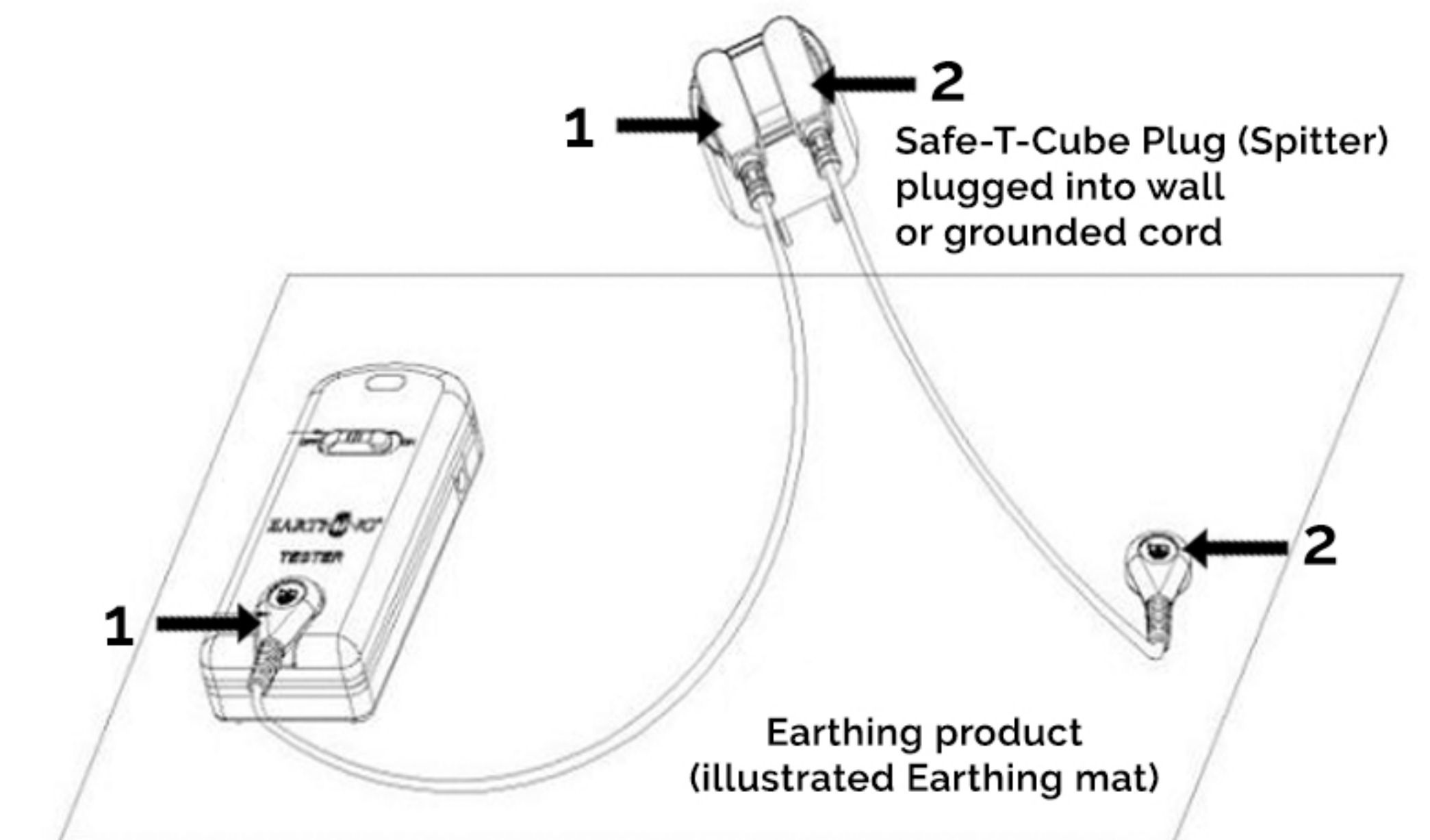
*When skin contact is made with **#3** and **#4**, the LED **#2** is bright, and this too confirms that the tester is working.

NOTE: You do not need to connect the tester to an Earthing product to perform this test.

TESTING A PRODUCT

The Continuity tester has two testing functions:

Test 1: Testing a whole set of grounding products.



*Snap Cord **#1** onto the Continuity Tester and then plug Cord **#1** into the Safe-T-Cube plug or splitter.

*Snap Cord **#2** onto an Earthing product, (i.e. universal mat, bed sheet, or throw; and then plug Cord **#2** into Safe-T-Cube plug or splitter.

*Plug the Safe-T-Cube plug or splitter into the wall ground or ground cord.

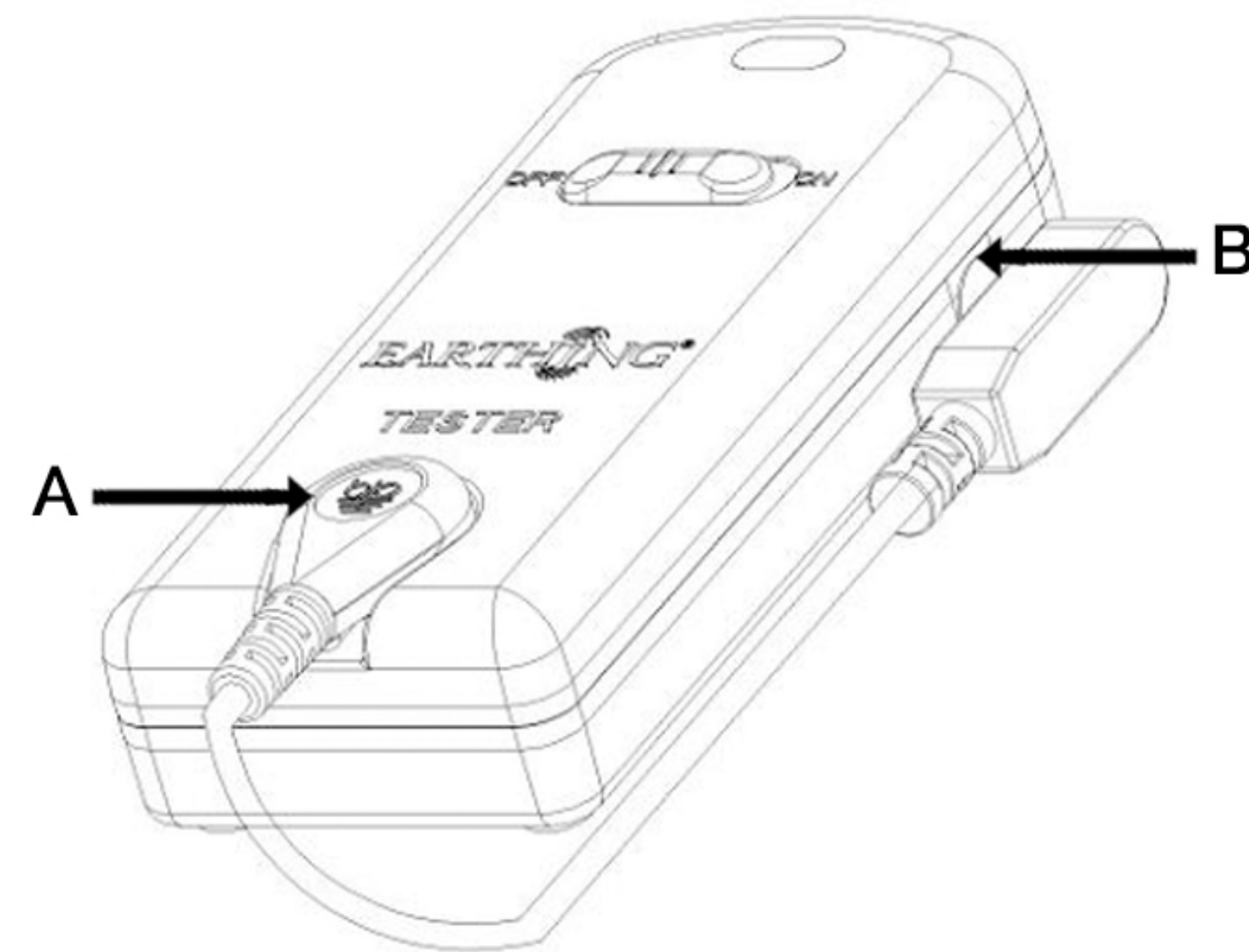
*Place the tester on the product

*Slide the switch from OFF position to ON position. A solid green light, "on," indicates the products are working properly and are "ready to use."

TEST THE PRODUCT (CONT.)

Test 2: INDIVIDUAL CORD TEST

Testing an Earthing cord.



*Snap button of the Earthing cord (A) to the end of the tester and insert the pin of the Earthing cord (B) into the side of the tester.

*Pull switch from OFF position to ON position

*The green light indicates that the connection line is all right.

NOTE: After using, we must remember to flip the switch from ON position to OFF position, so that the battery life remains in tact.

FREQUENTLY ASKED QUESTIONS (FAQ)

Q: What batteries does the Continuity tester use.

A. It's a 3V AAA battery device.

Q: When I pulled the switch from the OFF position to ON position, the green light of the detector did not turn on.

A. See section: Check the Tester to ensure the product is working properly.

B. Check and replace battery.

Q: When I test my product, sometimes it passes and sometimes it fails.

A. Ensure that the switch is pulled from the OFF position to ON position.

B. Check that the testers conductive metal disc is in good contact with product.

C. Check again that all cord snaps and plugs are connected and secure.

D. Move the tester to a different place on your product. If it lights up in one place but fails to light up in another, there could be wear to your product. All Earthing products do have a shelf life, like most silver-threaded products. If this product is new, contact customer service for assistance.

E. Try a different Earthing cord if you have one available.

F. See section: Check the Tester to ensure the product is working properly.

Shop our full line of products at:
www.earthingcanada.ca

CONTACT INFORMATION

Call Customer Service:
1-877-819-1968

Hours Of Operation:
Monday - Thursday, 8:30 am to 4:30 pm MST

Email us:
info@earthingcanada.ca

EARTHINGCANADA.CA GUARANTEE

One year warranty for manufacturer defects*.

We guarantee that Earthing® brand products will connect you to the Earth's ground so you can enjoy the natural benefits of grounding your body.*

All of our products come with a one year warranty against manufacturer defects.

For replacement or refunds caused by a manufacturing defect, please call: 1-877-819-1968 or email us at: info@earthingcanada.ca.

*Earthing products connect the body to the Earth's energy. We guarantee that connection. There is no guarantee as to how an individual may respond to Earthing and Grounding once that connection is made. Earthing products are not a substitute for medical treatment. Individual results of grounding may vary.